

welcome to the born learning[®] trail!

Did you know that learning is happening all the time?

For ways to learn together, just look for the *Born Learning Trail* signs. By playing and exploring you help young children get ready for success in school and in life.

Together, you can turn everyday moments into learning moments.

Happy trails!



TONAWANDA ENGINE PLANT



United Way
of Buffalo & Erie County

For more ideas visit
bornlearning.org



bornlearning[®]

watch learn stop play

Let your child lead the way.

Try this:

- * Watch what your child likes to do. Are they playing with other children, looking at signs or some other interests?
- * Do the things your child likes to do.
- * Is your child staring or pointing at something? Ask, “What do you see?”

Trail tip: When you follow a child’s lead, curiosity and confidence grow.



TONAWANDA ENGINE PLANT



United Way
of Buffalo & Erie County

For more ideas visit
bornlearning.org



bornlearning®

look

learn

laugh

Take time to pay attention to your child.

Try this:

- * Stand in a circle, looking at each other. Make each other smile or laugh.
- * Hold hands, give your child a hug, a smile or a pat on the back.
- * Watch, listen and learn. See what your child looks at, talks about and does.

Trail tip: Paying attention to children helps them to feel special and secure.



TONAWANDA ENGINE PLANT



United Way
of Buffalo & Erie County

For more ideas visit
bornlearning.org



bornlearning[®]

talk listen sing

Talk it up while you play.

Try this:

- * Listen to the sounds around you. Ask, “What made that sound? Where did it come from?”
- * Talk with your child. Ask, “What should we do next?”
- * Make up silly stories or songs. Sing, “Swing, swing, bo, bing ...”

Trail tip: Talking and singing with children teaches them words and gets them ready to read.



TONAWANDA ENGINE PLANT



**United Way
of Buffalo & Erie County**

For more ideas visit
bornlearning.org



bornlearning[®]

say see point read

Start your child on the road to reading.

Try this:

- * Point to the letters on the wall. Say the sound each letter makes.
- * Think of words or names that start with A, B or C.
- * Point and say, “I see something tall. What rhymes with tall?”

Trail tip: Playing with letters and sounds helps children get ready to read.



TONAWANDA ENGINE PLANT



United Way
of Buffalo & Erie County

For more ideas visit
bornlearning.org





bornlearning[®]

imagine create pretend

Turn any time into story time.

Try this:

- * Tell stories about yourself and your family. Begin with “When I was little....” 
- * Look around for story ideas. See a door? Say, “Once there was a magic door....” 
- * Have your child help tell the story. Ask, “What do you think is on the other side of the door?”

Trail tip: Storytelling can grow a child’s ability to imagine and listen.



TONAWANDA ENGINE PLANT



United Way
of Buffalo & Erie County

For more ideas visit
bornlearning.org



bornlearning[®]

jump clap skip move

Get your child up and active.

Try this:

- * Pretend to move like an animal. Walk like a duck or jump like a frog.
- * Walk backwards or skip. Can your child do the same?
- * Ask your child to do what you do. Clap or wave your hands. Point. Smile.



Trail tip: Physical activity exercises a child's body and mind.



TONAWANDA ENGINE PLANT



United Way
of Buffalo & Erie County

For more ideas visit
bornlearning.org



bornlearning[®]

toss hop shake wiggle

Get up and moving with your child.

Try this:

- * Find a ball. Toss it back and forth with your child.
- * Practice skating from one end of the sock skating rink to the other. Can your child do the same?
- * Wiggle and shake to make up a silly dance move with your child

Trail tip: Games like these will get children's brains and bodies moving.



TONAWANDA ENGINE PLANT



United Way
of Buffalo & Erie County

For more ideas visit
bornlearning.org




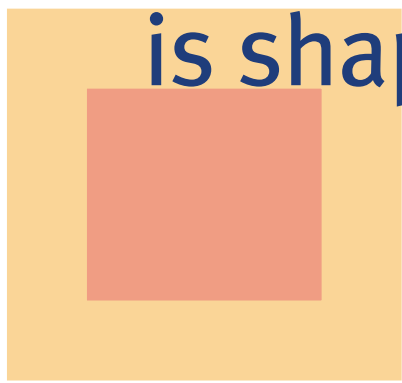
bornlearning®

describe compare learn

Turn simple ideas into learning games.

Try this:

- * Look at the shapes all around you. How are they the same? Different?
- * Can you find anything else that is shaped like a circle or a rectangle?



Trail tip: Looking at the world in a new way helps children get ready for reading and math.



TONAWANDA ENGINE PLANT



United Way
of Buffalo & Erie County

For more ideas visit
bornlearning.org



bornlearning®

look listen touch think

Learn about the world around you.

Try this:



- * Find a smooth surface. Touch it. Talk about it. Is it curvy or straight? Soft or hard?
- * Compare things like shoes or clothing colors. Which are brighter? Darker?
- * Which are your favorites? How many can you count?



Trail tip: Exploring the things around you helps children learn how to solve problems.



TONAWANDA ENGINE PLANT



United Way
of Buffalo & Erie County

For more ideas visit
bornlearning.org



bornlearning®